

## SMPS FLYBACK TRANSFORMER SM79307

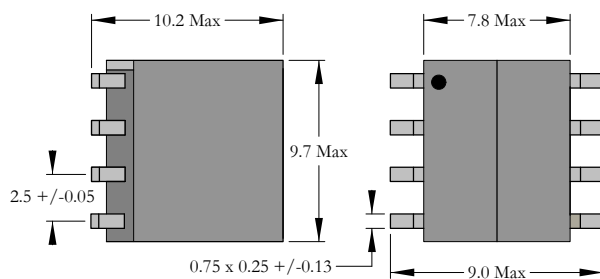
### Electrical Specifications @ 25°C

Designed for use with Broadcom BCM3380 – DOCSIS 3.0 Cable Modem

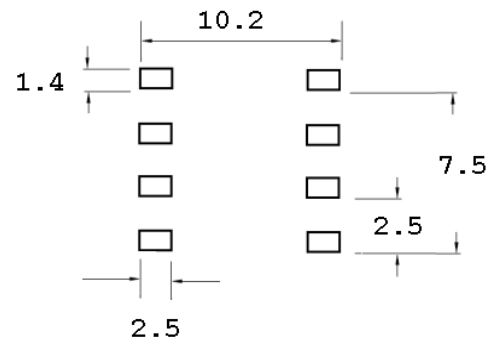
Ls (1-8) @ 1Vrms, 100kHz	5.0μH ±0.5μH
DCR (1-8)	0.012Ω Max.
DCR (4-5) = (3-6)	0.55Ω Max.
Polarity: 1, 3, 4	Same Phase
Turns Ratio (1-8) : (4-5) : (3-6)	1:4:4 ±3%
Hipot (1-8) to (4-5)	600VAC
Hipot (1-8) to Core	600VAC



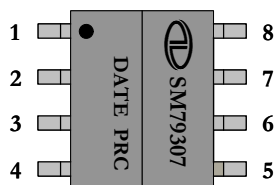
### Mechanical Outline



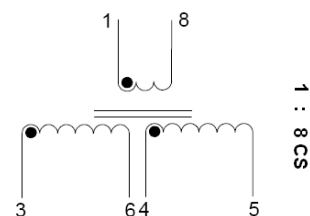
### Recommended PCB Layout



### Laser Marking



### Schematic



CS = Center Split

#### Notes:

1. All dimensions are millimeters
2. Unless otherwise specified tolerance ±0.25
3. Coplanarity: 0.102
4. Terminal finish is compliant to RoHS requirements. Solder in accordance with J-STD-020D
5. Tape and Reel Quantity 250 pcs/reel