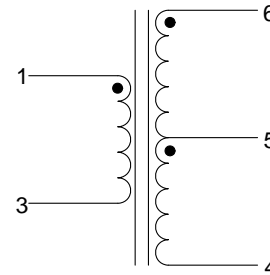




**GATE DRIVE TRANSFORMER SM77154**

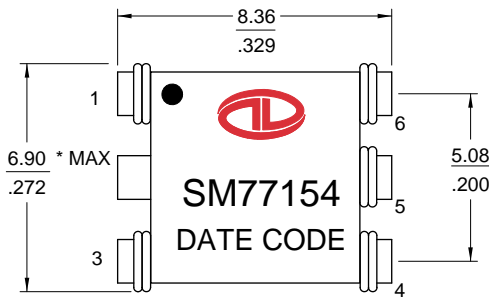
**ELECTRICAL SPECIFICATIONS AT 25°C**

URNS RATIO (1-3) : (6-5) : (5-4)	2:1:1 ± 2%
OCL @ 100kHz 100mV (1-3)	700 μH MIN
LEAKAGE INDUCTANCE @ 100kHz, 100mV, (1-3) SHORT (6-5-4)	0.60 μH MAX
DCR (6-5), (5-4)	0.45 Ω MAX
DCR (1-3)	0.70 Ω MAX
HIPOT (1 TO 6)	2500 VDC
ET	12Vusec Nominal
OPERATING TEMPERATURE	-40°C to 130°C

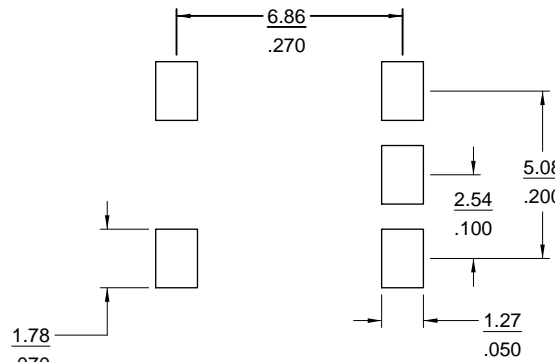


SCHMATIC

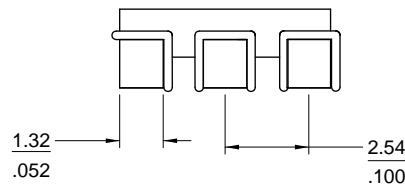
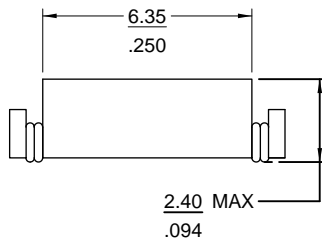
**MECHANICAL OUTLINE:**



NOTE (\*): Including Wire and Solder



SUGGESTED PAD LAYOUT



**NOTES:**

1. Dimensions are shown in millimeters/inches
2. Unless otherwise specified, tolerance: ±0,25/0.010
3. Coplanarity: 0.102/0.004
4. For non-RoHS parts replace SM prefix with 42- (e.g. SM77154 becomes 42-77154)
5. Terminal finish is compliant to RoHS requirements. Solder in accordance with J-STD-020D