

DR332-2 Series DATA LINE Low Profile SMD CHOKE

Features

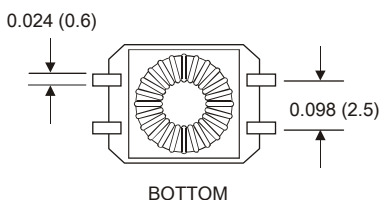
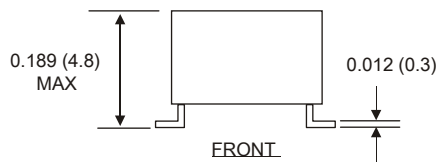
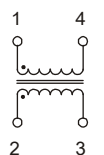
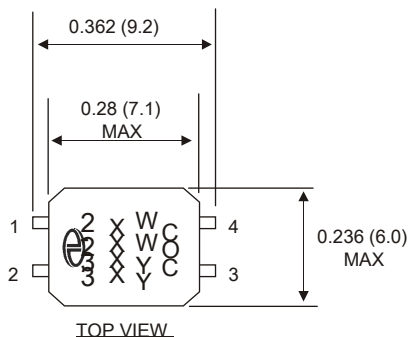
- Inductance Range from 5 μ H to 4.7mH
- Operating Temperature: -40°C to +85°C
- Storage Temperature: -40°C to +125°C
- Wide Frequency Range Over 100 MHz
- Laser Marking
- Tinned Leads with Leaded Solder is Available (Note 3)
- Custom Inductance Values Available



ELECTRICAL SPECIFICATIONS AT 25°C

Part Number	Inductance	Leakage Ind. (nH typ)	DCR (Ω typ)	Rated Current (A max)	HIPOT (Vdc)
DR332-2-502C	5 μ H +/- 30% @ 100KHz	50	0.100	1.2	250
DR332-2-602C	6 μ H +/- 30% @ 100KHz	50	0.022	2.5	250
DR332-2-602D	6 μ H +/- 30% @ 100KHz	400	0.022	2.5	250
DR332-2-113C	11 μ H +/- 30% @ 100KHz	50	0.120	0.8	250
DR332-2-253C	25 μ H +/- 30% @ 100KHz	150	0.130	0.8	250
DR332-2-253D	25 μ H +/- 30% @ 100KHz	1500	0.130	0.8	250
DR332-2-513C	51 μ H +/- 30% @ 100KHz	200	0.160	0.8	250
DR332-2-513D	51 μ H +/- 30% @ 100KHz	2000	0.160	0.8	250
DR332-2-104C	100 μ H +/- 30% @ 100KHz	180	0.200	0.5	250
DR332-2-474C	470 μ H +/- 30% @ 100KHz	200	0.200	0.7	750
DR332-2-105C	1.0 mH -30/+50% @ 100KHz	250	0.200	0.7	750
DR332-2-225C	2.2 mH -30/+50% @ 10KHz	250	0.400	0.5	750
DR332-2-475C	4.7 mH -30/+50% @ 10KHz	300	0.550	0.4	750

MECHANICAL OUTLINES



NOTES:

1. All dimensions are shown in inches "IN" (millimeters "mm").
2. Rated voltage 80VDC, 42VAC.
3. For non-RoHS parts replace SM prefix with 42- (e.g. DR332-2-502C becomes 42-332-2-502C).
4. Terminal finish is compliant to RoHS requirements. Solder in accordance with J-STD-020D.